

REPREZENTANTA LOCALA :
MECANOTEK 2002 SRL
PIATRA NEAMT
TEL/FAX : 0233-225740
GSM : 0744-250578
Email : mecanotek@mecanotek.ro
www.mecanotek.ro

BB

WEIGHING DEVICE FOR BIG BAGS

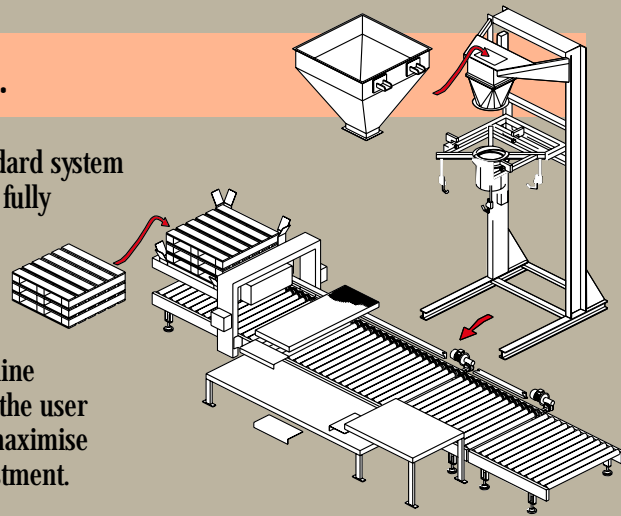


PAGLIERANI

BB weighing device for big bag s: the simple, effective way to fill and weigh larger bags.

MODULAR DESIGN.

Possibilities range from the standard system (bag weighing and filling) to the fully comprehensive version (including a magazine for wooden pallets and a stacking device for full bags at the end of the line). The machine is completely modular, enabling the user to choose combinations which maximise performance and minimise investment.



EASIER OPERATION, SAFER RESULTS.

SUSPENDED WEIGHING AND FILLING.

- The procedure ensures that big bags are filled quickly and accurately.
- It eliminates the risks associated with ground-level weighing, preventing impact and damage to weighing parts as the bags are being loaded and released.
- It makes the working environment more ergonomic and efficient for users.
- It speeds up and simplifies servicing, enabling easy access to all devices.

HYDRAULIC LIFT.

- This device makes it possible to automatically adjust the position and use big bags with different heights. The operator simply sets the final bag weight required (for size changes).
- It makes picking up empty bags easier by lowering the bag support to within the operator's reach.
- The system can be set to include an intermediate lifting cycle that vibrates the bag ensuring that the product settles correctly.

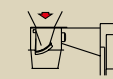
SELF-BEARING COMPACT STRUCTURE.

- The machine does not require supports and is easy to move (where required).

FEED TYPES.

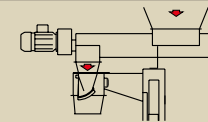
BB-A

gravity;
for free-flowing
granular products.



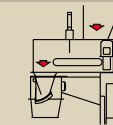
BB-C

feed screw;
for powder
products.




BB-N

conveyor belt;
for coarse and
flaked products.



BB-VS

rotary valve;
for special
applications.



** To give a clear view of the device, the safety guards are not shown here.*

HYDRAULIC LIFT FOR WEIGHING DEVICE.

The system is designed to suspend the bag from a special brace during weighing and filling.



Bag positioning. *



Filling. *

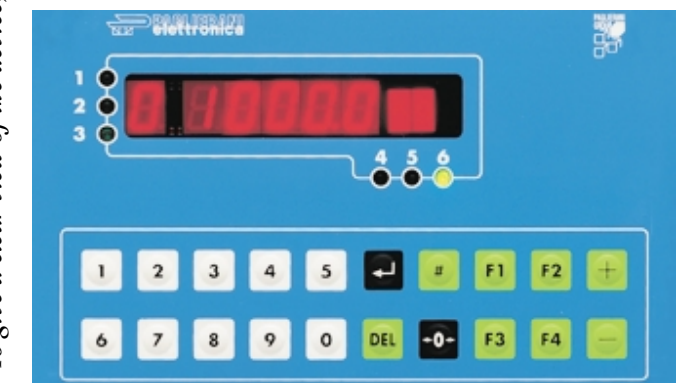


Bag released ready for transfer. *

WEIGHING DEVICE WITH THREE LOAD CELLS.



Detail of attachment.



Power unit.

DE-DUSTING CONNECTION.

For connection to the de-dusting system.

PERIMETER GUARDS.

In compliance with international standards, the device is fitted with perimeter guards and a door to ensure operator safety at all times.

ELECTRICAL CONTROL PANEL.

With programmable logic control (PLC) on board the machine.



STANDARD MACHINE.

The standard version of the machine (without roller conveyors) is shown in the photo. This version is compact and comes complete with all systems needed to guarantee efficient, successful results.



COMPACT STRUCTURE.

Sturdy, self-bearing, floor-standing structure, designed in proportion to largest bags.



BAG GRIPPER.

Designed to grip and hold the mouth of big bags in position. The device is oval in shape for easier handling and uses a hermetic seal to prevent dust escaping during filling.



CONNECTION BELLOWS.

The fixed part (feeding of product) and moving part (bag gripper) are joined by a telescopic bellows which creates a hygienic hermetic seal and prevents powder from escaping during filling.



OPERATION.

MANUAL OPERATION (STANDARD).

Big bags are raised and lowered manually: the manual bagging button must be held down to enable filling (fine flow only).

AUTOMATIC OPERATION (STANDARD).

Once the big bag has been picked up by the bag gripper, it is raised automatically: bagging begins thereafter with two weighing stages: fast and slow.


When the bag has reached the pre-set weight, it is lowered and released automatically.

AUTOMATIC OPERATION + VIBRATION (OPTIONAL).

A vibration phase is added at the end of the cycle described above. The big bag is deposited so that it can be filled to its maximum.

OVERLAPPING (OPTIONAL).

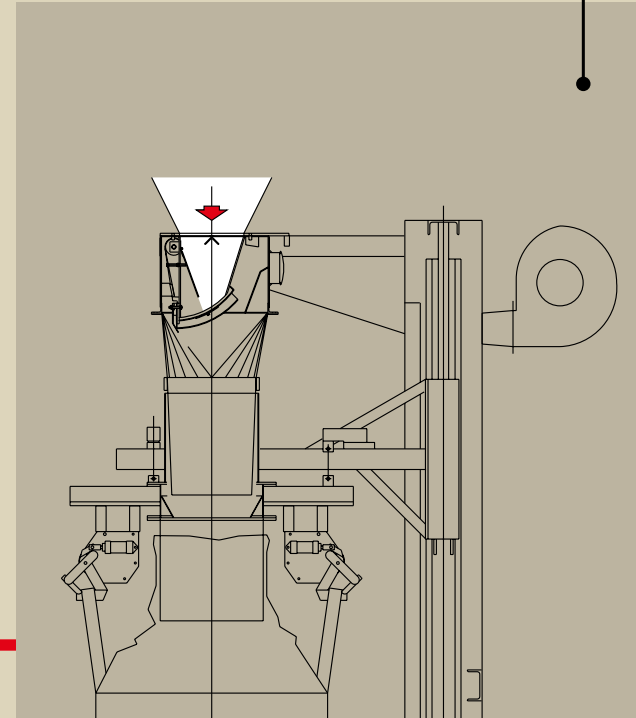
The hydraulic lift makes it possible to overlap two or more big bags.



FEED TYPES/FEED TYPES

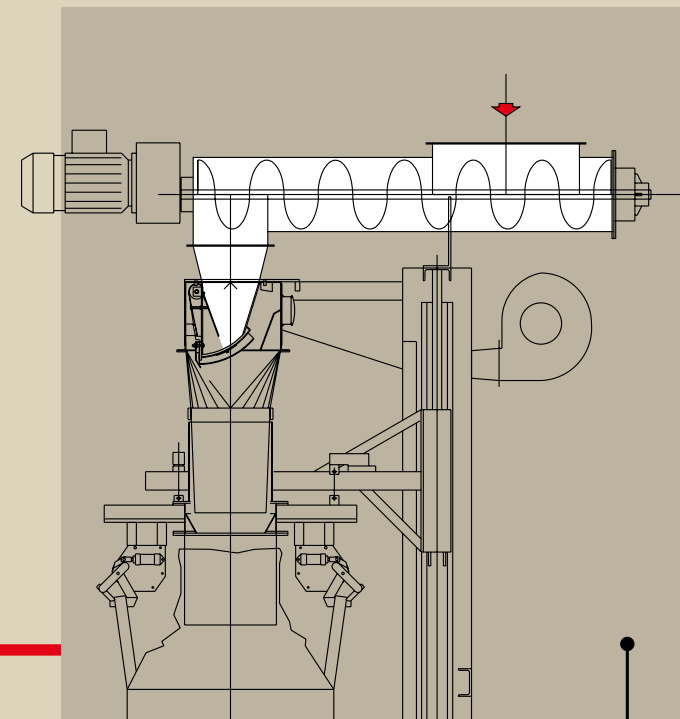
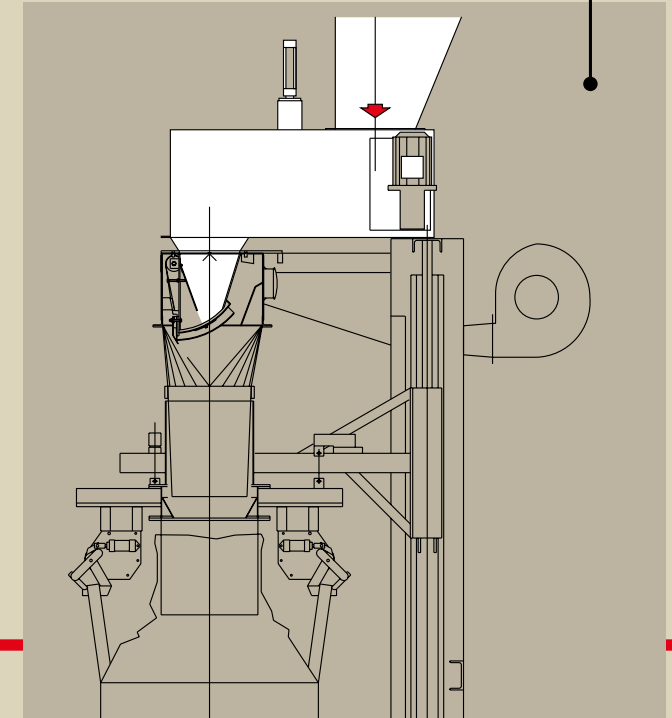
BB-A

GRAVITY;
FOR FREE-FLOWING
GRANULAR PRODUCTS



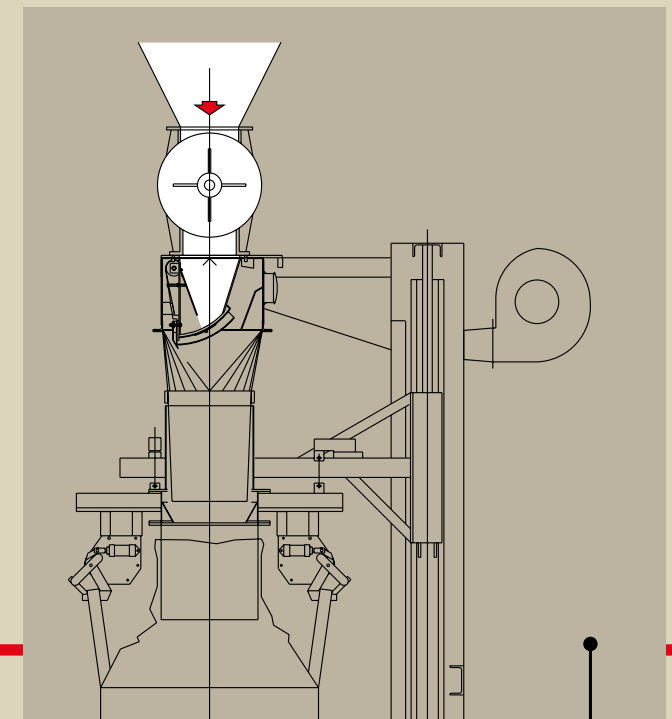
BB-N

CONVEYOR BELT;
FOR COARSE AND FLAKED
PRODUCTS



BB-C

SINGLE FEED SCREW;
FOR POWDER
PRODUCTS



BB-VS

ROTARY VALVE;
FOR SPECIAL
APPLICATIONS

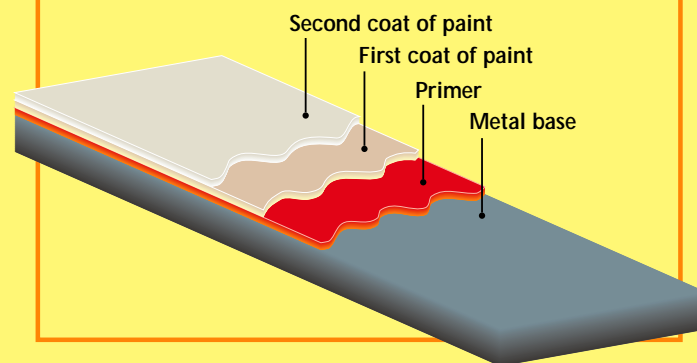
STAINLESS STEEL (AISI 304).

All parts which come into contact with the product are made in STAINLESS STEEL (AISI 304):

- prevents contamination of the product;
- designed for corrosive environments.

CORROSIVE ENVIRONMENTS.

A special painting technique is used on machines which will be exposed to corrosion in harsh environments.



INFLATION.

Inflation of polythene liner (where used):

- by means of electric blower - fan (see photo);
- by injecting inert gases.



VIBRATING PLATFORM: DESIGNED TO SHAKE THE BAG AND ENSURE THAT THE PRODUCT SETTLES.



◀ VIBRATING PLATFORM WITH PNEUMATIC LIFT.

When a pallet roller conveyor is used, the vibrating platform is equipped with the following:

- "vibrating comb" positioned between rollers;
- pneumatic lift for vibrating comb. The system lifts the pallet above the rollers and vibrates it (without vibrating the rollers). At the end of the vibration cycle, the "vibrating comb" is lowered and releases the pallet onto the roller conveyor. Vibration is produced by different sized electromechanical vibrators, enabling intensity and frequency to be adjusted; vibration time is also adjustable. A special vibration-proof base ensures that vibration is not transmitted to the ground.

STACKING ROLLER FOR FULL BAGS.

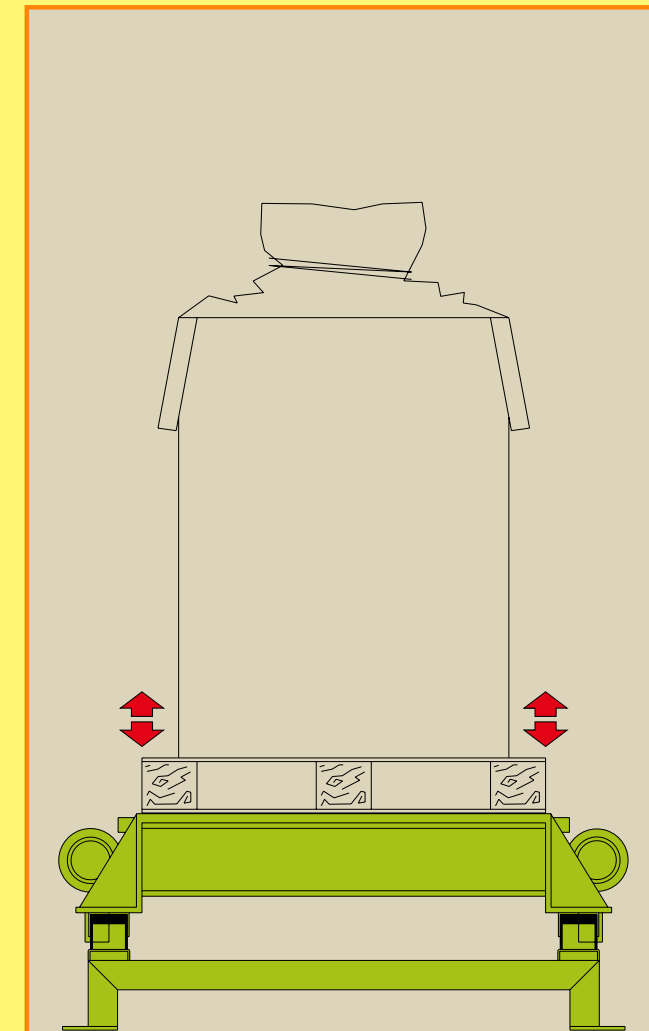
- free roller conveyor;
- motor-driven;
- combined (motor-driven + free roller conveyor).



◀ STANDARD VIBRATING PLATFORM.

When a vibration system is required to help settle the product, the machine can be fitted with a vibrating platform. Big bags are released onto the platform and vibrated for time necessary (vibration time is easy to adjust from the electric panel).

The system is equipped with two eccentric mass vibrators: vibration intensity and frequency can be calibrated by adjusting the parts. Vibration is absorbed by the special vibration-proof base fitted on the machine.





Magazine with retractable forks.



Magazine, roller conveyor and operator platform.



Standard magazine.

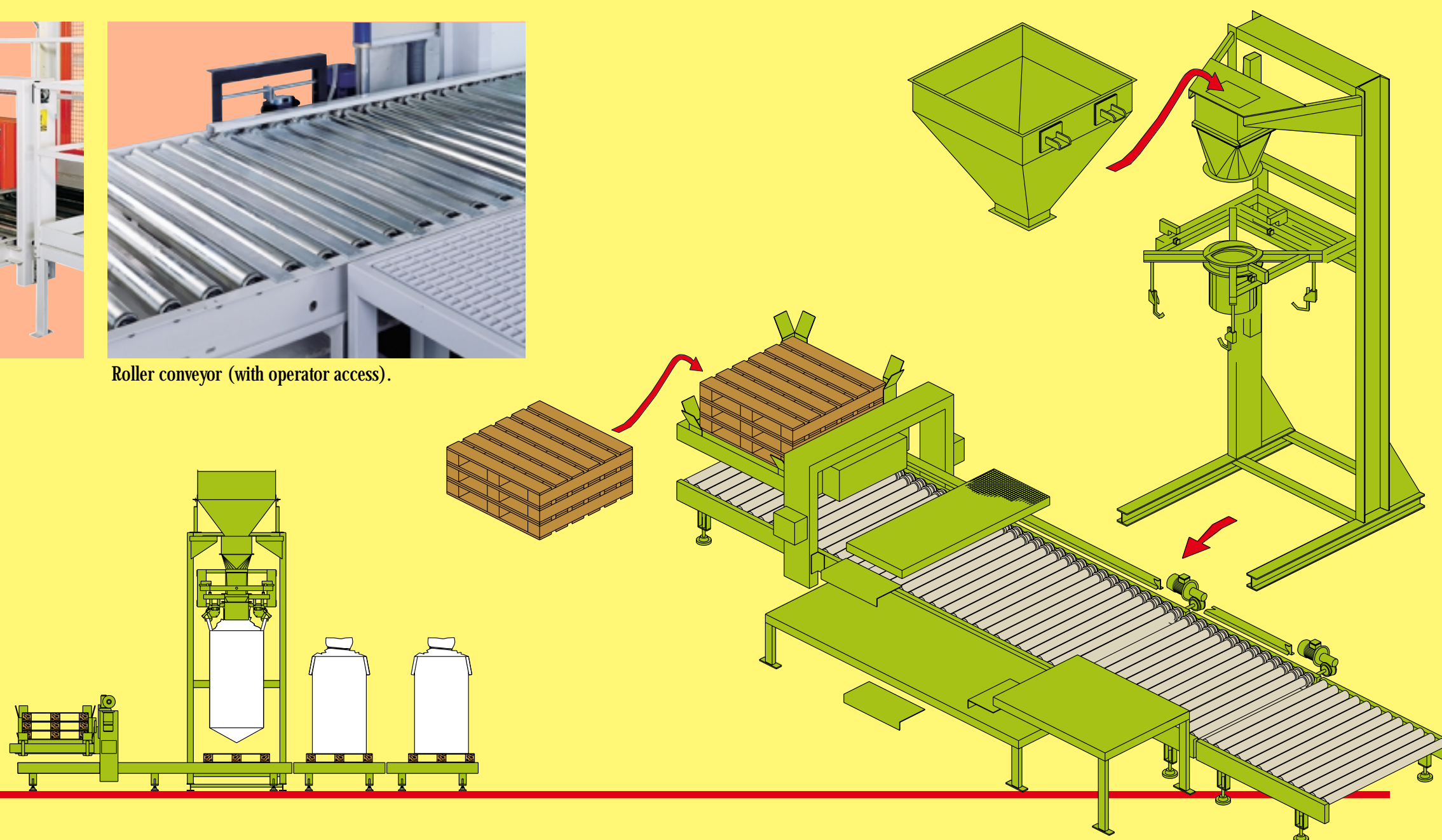


Roller conveyor (with operator access).

MAGAZINE FOR EMPTY PALLETS: FITTED WITH ROLLER FOR TRANSFER TO FILLING AREA.

The system is fitted with an operator platform positioned at the same height as the roller. The empty pallet magazine comes in "cartridge" and "retractable fork" versions. The former, simple and competitively priced, is recommended for use with same-sized pallets and has a storage capacity of up to 450 kg of empty pallets (or piles of up to 1800 mm in height). The latter is more flexible as pallet size changes do not require adjustments and has a greater storage capacity of up to 850 kg. Both versions are equipped with a motor-driven roller which conveys empty pallets from the magazine to the filling area.

An alarm sounds when the magazine is nearly empty, warning the operator to fill it. The cycle stops if the magazine is completely empty, thanks to a sequential link-up with devices downstream.



REPREZENTANTA LOCALA :
MECANOTEK 2002 SRL
PIATRA NEAMT
TEL/FAX : 0233-225740
GSM : 0744-250578
Email : mecanotek@mecanotek.ro
www.mecanotek.ro